

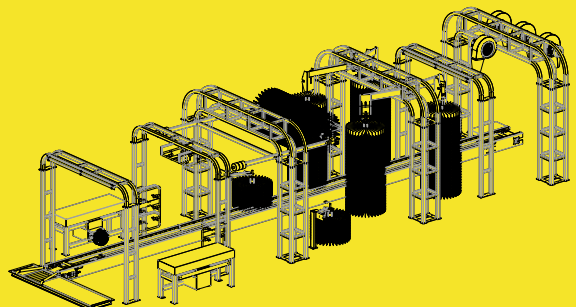


Innovative car wash manufacturer



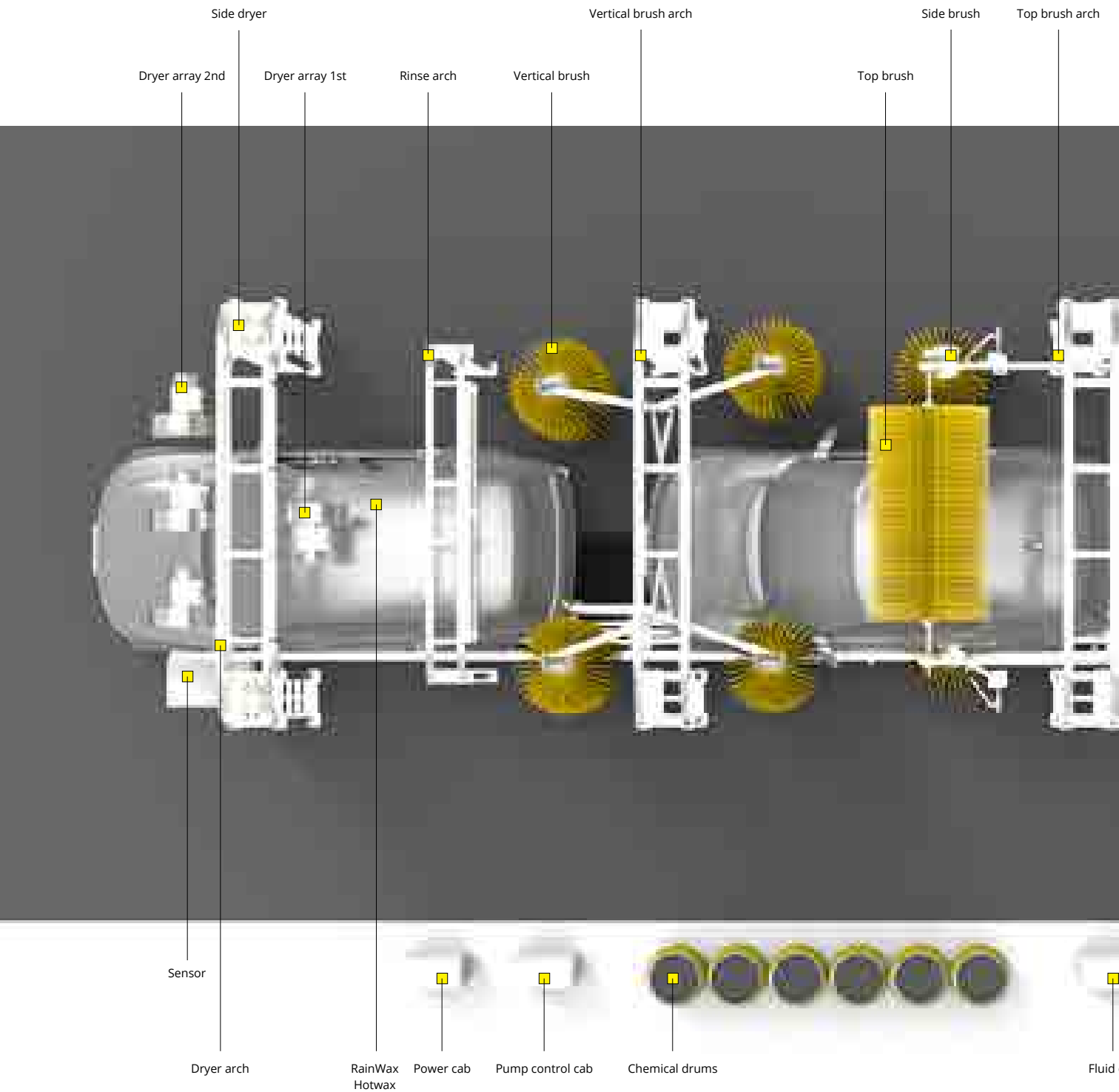
# FAST, CLEAN, SOPHISTICATED

JUBO® CAR WASH TUNNEL SYSTEM - ECO



JIAXING JUBO CO LTD | [www.juboinc.com](http://www.juboinc.com) | Vehicle Wash System Manufacturer

Ver 2022.06



2 EQUIPMENT OVERVIEW

3 WHY JUBO WASH TUNNEL

3 KEY FEATUKey features

4 ECO OVERVIEW

6 FOAM & CHEMICALS

8 BRUSHES

10 MATERIAL

12 COMPONENTS

14 BOOST DRYERS

16 WASHING STEPS


18 SPECIFICATIONS

20 STANDARD&OPTIONS

22 MATERIAL

24 CLEANING AGENT

## Fast! Reliable! Flexible!



### WHY JUBO WASH TUNNEL

Excellent king, Flexible, High pressure water, Automatic car wash tunnel with lavafoam.

JUBO ECO WASH TUNNEL FULL AUTOMATIC CAR WASH MACHINE boost your revenue growth!

### KEY FEATUKey features

Automatic wash tunnel with standard 9 brushes allow 3 cars washing in tunnel Synchronously, fastest 1 minute to finish all washing steps per car wash. 0.1KWH power and 200L for each wash means high return on investment, capacity of wash 1000+ cars per day non-stop for WASH TUNNEL AUTOMATIC CAR WASH MACHINE.



 **Fancy-Lava**

 **Fast-1min**

 **Soft-touch**

 **Revenue-creator**

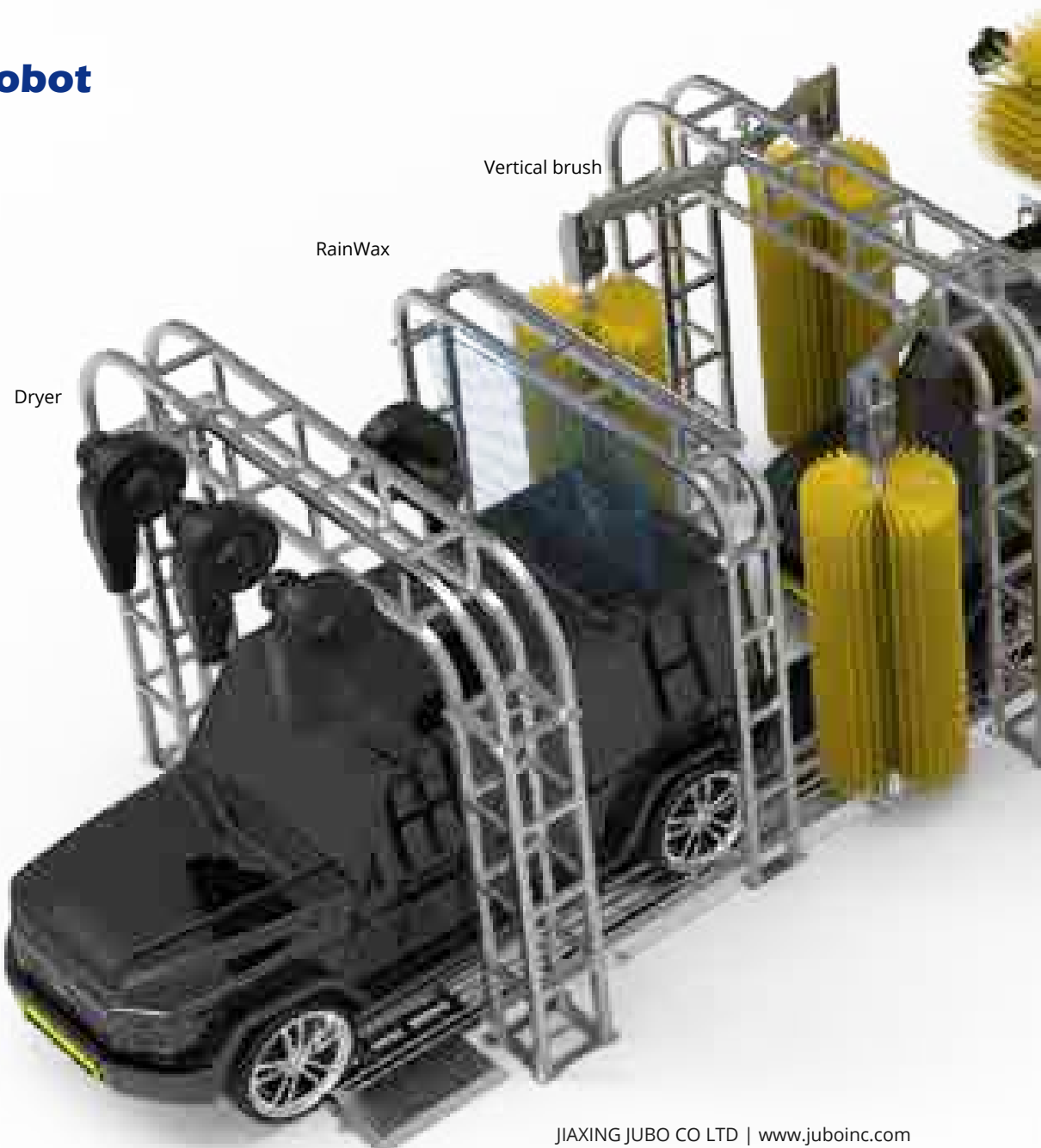
 **Robot**

Top brush

Vertical brush

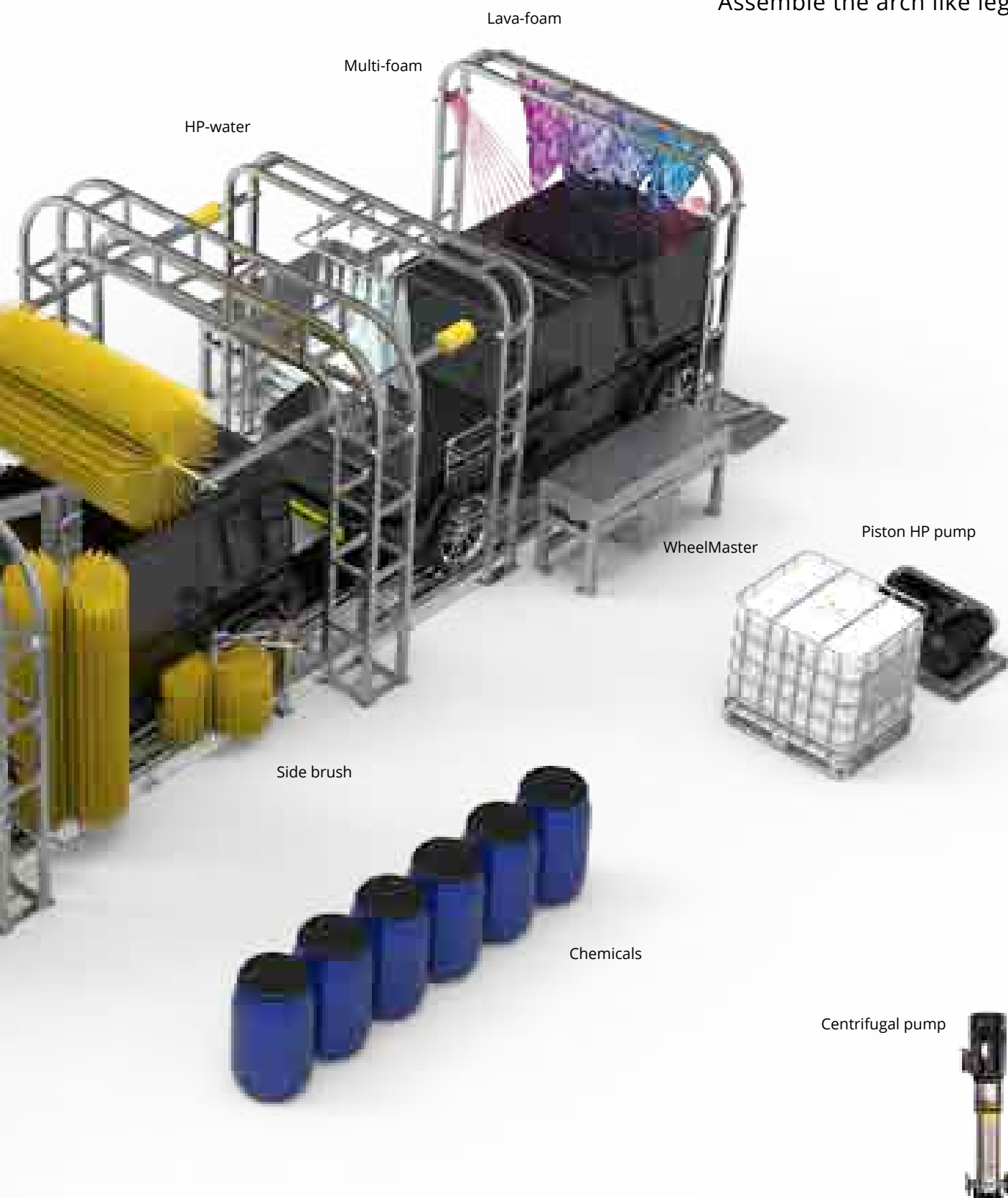
RainWax

Dryer




## Modular wash tunnel system - JUBO ECO

Assemble the arch like lego!



## WASH TUNNEL JUBO ECO

### LIQUID & CHEMICALS



#### HP-oscillating

High pressure rinse around the car by 3 aggressive ramp equipped with columnar nozzle blasting as a pressurized water laser, water pressure reaches to 100-120bar equal to 1200-1750psi. Oscillating to cover the whole vehicle.

Chassis wash nozzles under ground to wash the underbody

HP is the most important key to clean car.




#### Lava-foam

High gloss sparkling lava-foam, excellent waterfall effect attract all customers in modern car wash industry.

Lava paint sealant process that delivers an unbeatable customer experience and visibly enhances the car's surface.

Perfect lava clearcoat produces rich purple foam for your car wash. This premium sealant is safe for use on exterior painted vehicle surfaces. High foaming and deep color.



#### Rain-Wax

Rain-Wax is a synthetic hydrophobic surface-applied foam that forces water to bead and roll off of the car, often without needing wipers.

Rain-Wax consists mostly of something called Polydimethylsiloxane (PDMS). Try saying that five times fast (ba dum tss). The carbons in PDMS are non-polar, just like the carbons in oil. Rain-Wax used before dryer, so they are couple.




#### Wheel-chem

Wheel-chem is a solvent to clean the wheels and rims, also called rim-cleaner.

Spray to the wheel by side nozzles before wheelMaster engaged.

Deep cleaning the wheel metal hub.



#### Multi-foam

Multi channels for foaming, applied by both sides, with tri-color will be beautiful to make colorful foam bubbles on paint.

Popular apply UV protectant foam an extra layer of silicone-based protection paint.

Multi channel support with various dosing pumps so it accept multi chemicals.



#### Prep

An extra bug-prep chemical applied will remove bugs in front of car or only HP rinse.

severe bug-prep for an immaculate shine, the bug prep is a great option to clean your car front area.

HP prep is another option without chemical.

**JUBO**  
ROBOT



Underbody



HP water



## WASH TUNNEL JUBO ECO

### #SOFTTOUCH BRUSH TECH ENSURE THE SATISFIED CLEANNESS



#### WheelMaster

The WheelMaster put on both sides to deal with the sticky grimes on the wheels, spinning brushes forwarding with the vehicles so the clean the wheels, with water attached on back of the brushes.


Precise and fast cleaning the wheels.



#### Side brush


Side brushes on both side to clean the low profile of the vehicle where is heavy dirty.

It also wash wheels again after wheelMaster, perfect match to clean wheels and low part.




#### Vertical brush

The lifted arm is able to deal with highest 2350mm vehicles fixed on a stable gantry with nozzle arrays spraying to the brushes, friction spinning 4pcs of brushes wash around the car. cleanness perfect!




#### Top brush

Top brush for car roofing area cleaning. Height set to permit 2100mm vehicle height clearance, if 2350mm or higher.



#### Mitter curtain brush


Mitters is a generic term for car wash portals that are equipped with long textile strips that clean cars by rubbing.



#### Polish brush

Polish brush used on the final step after dryer to make a clean dry car.

Suit for clients pursuing extrem dry result.



#### WheelRoller

Wheel roller laid on the ground pushing to the wheel and tyre so to brush and clean the wheels and tyre. Reliable!



**JUBO®**  
ROBOT



Top brush



Side brush



Vertical brush

## WASH TUNNEL JUBO ECO MATERIAL



### Frame

Stable frame load capacity of 1 tons on each gantry.

Frame steel made of hot dip galvanized steel, is often utilized in some of the harshest environments imaginable, yet it provides maintenance-free longevity for decades.

The corrosion resistance of hot-dip galvanizing varies according to its surrounding environments, but generally corrodes at a rate of 1/30 of bare steel in the same environment.



### Pipe

Lava and RainWax pipe made of stainless steel #304.

304 stainless steel has excellent resistance to a wide range of atmospheric environments and many corrosive media. It is subject to pitting and crevice corrosion in warm chloride environments and to stress corrosion cracking above about 60 °C. It is considered resistant to pitting corrosion in water with up to about 400 mg/L chlorides at ambient temperatures, reducing to about 150 mg/L at 60 °C.




### Conveyor

Conveyor steel made of hot dip galvanized steel, is often utilized in some of the harshest environments imaginable, yet it provides maintenance-free longevity for decades.

Strong torque designed to push more than 10 vehicles, so 3 vehicles can be easily loaded.

The corrosion resistance of hot-dip galvanizing material generally corrodes at a rate of 1/30 of bare steel in the same environment.




### Nozzle

We use 2 types of nozzles, the common used material is stainless steel 304.

Various angle designed precisely for chassis wash, low profile side wash, top wash.

For high pressure application, JUBO will use hardened stainless steel.



### Dryer

Dryer material with 3types

1, plastic for beautiful and colorful appearance but it not good for outdoor uses exposure to the sunshine will shorten its lifespan.

2, hot galvanized steel for common uses.

3, stainless steel for high-end uses.



### Brush

SOFTTOUCH brushes is gentle and low water absorbtion, light weight and for long term up to 1,000,000 times washes.

high-quality closed cell foam developed with an unmatched high density 100% closed-cell foam that is used for the car wash industry production.

**JUBO®**  
ROBOT



Lavafoam




Multifoam

## WASH TUNNEL JUBO ECO COMPONENTS



### HP pump


Stainless steel 420 pump head with ceramic coating piston, 3 spool generate 130L 120bar HP water for JUBO ECO high pressure ramp. for clean clean clean!



### Dosing system


Italy SEKO dosing pumps with memberaine for high/low ph chemical-resistance and solvent resistance.

Stable and high quality.



### Sensors


US BANNER optical sensors always being applied on JUBO ECO to enusure all movements detected, corresponding fastly to the movements.



### Cylinder

Taiwan AIRTAC pneumatic system, compressed air powered cylinder for support brushes movements.

Reliable and durable.



### Computer

French Schneider computer which control the full machnic system and data exchange.

Flexible and durable.



### Controller


French Schneider electric components applied on the cabinets to enusure the control system functional.



### Motor


Italy SITI motor with gearbox for support the mechanic movements.

Maintenance free.



### Bearing

Stainless steel #304 bearings & bolts used for wet touch environment of automatic car wash tunnel.



### Mechanic parts

Simple mechanic design with simple movements, only simple make all parts reliable and continuously create revenue to the owner.


**JUBO®**  
ROBOT



WheelChem



WheelMaster



### Plastic dryer

plastic for beautiful and colorful appearance but it not good for outdoor uses exposure to the sunshine will shorten its lifespan.



### Galvanized steel dryer

Hot galvanized steel dryer can be used in most touch situation even can expose to the sunshine.

the corrosion resistance of hot-dip galvanizing varies according to its surrounding environments, but generally corrodes at a rate of 1/30 of bare steel in the same environment.



### Stainless steel#304 dryer

High-end material for stainless steel #304 is perfect to use in car wash industry.

Dryer impeller stainless steel #304!

Dryer drum stainless steel #304!

Dryer nozzle stainless steel #304!


Dryer bolts stainless steel #304!

304 stainless steel has excellent resistance to a wide range of atmospheric environments and many corrosive media. It is subject to pitting and crevice corrosion in warm chloride environments and to stress corrosion cracking above about 60 °C. It is considered resistant to pitting corrosion in water with up to about 400 mg/L chlorides at ambient temperatures, reducing to about 150 mg/L at 60 °C.

**JUBO®**  
ROBOT



Dryer



Bugprep



Lavafoam



Multifoam



WheelChem




WheelMaster



Underbody



HP water



Top brush




Side brush



Vertical brush



RainWax



Dryer



**CIRCLE ROUND  
EXCELLENT  
GO!NEXT!**

"ECO" AMAZING WASH TUNNEL



# **FULLY AUTOMATIC CAR WASH TUNNEL JUBO ECO**



Parameter	Value
Power(PH/V/Hz)	AC 3/380/50 & 1/220/50, 65kW
Power cable	35mm <sup>2</sup> copper cable
Contactor required	4P 200A
HP water	100-120bar, 130L/min, container capacity >=3000L
HP pump motor	22kW
Control system	Taiwan Delta computer system
Sensor	US BANNER optical detection system
Compressed air	0.75-0.9Mpa, air flow 500L/min
Assembly dimensions	L16 x W4.6 x H3.6m
Equipment room dimensions	L10 x W2 x 3m
Pump station	L1.2 x W0.9 x H0.6m
Dispenser	L2 x W0.5 x H0.5
Max vehicle wash size	L16 x W2.6 x H2.35 meters
Electrical components	Schneider
HP pump	JB16 high pressure with max 160Bar pump working pressure & 100bar spray nozzle working pressure
HP pump motor	1set 22KW
Centrifugal pump	3kW
Brush Motor	ITALY SITI 370W
Chemical pump	50w, 7bar dosing system
Central Processing Unit PLC	Industrial intelligent digital control system
Conveyor System	Steel chain drive
Guide System	Rolling rod guide wheel platform
Frame	Hot dip galvanized steel
Lava-foam	1pcs, stainless steel #304
Multi-foam	2pcs, plastic
WheelMaster	2pcs, foam plastic
HP oscillating	3pcs, stainless steel #304
Top brush	1pcs, SOFTTOUCH
Side brush	2pcs, SOFTTOUCH
Vertical brush	2pcs, SOFTTOUCH
RainWax	1pcs, stainless steel #304
Dryer	4pieces 5.5KW blowers total 22KW Pressure 12000Pa

**JUBO®**  
ROBOT

ရူရူပူပူ  
Dryer

# MORE OPTION, MORE SERVICE, MORE TURNOVER

## Standard

Lava-foam

Multi-foam

Wheelmaster

HP-oscilating

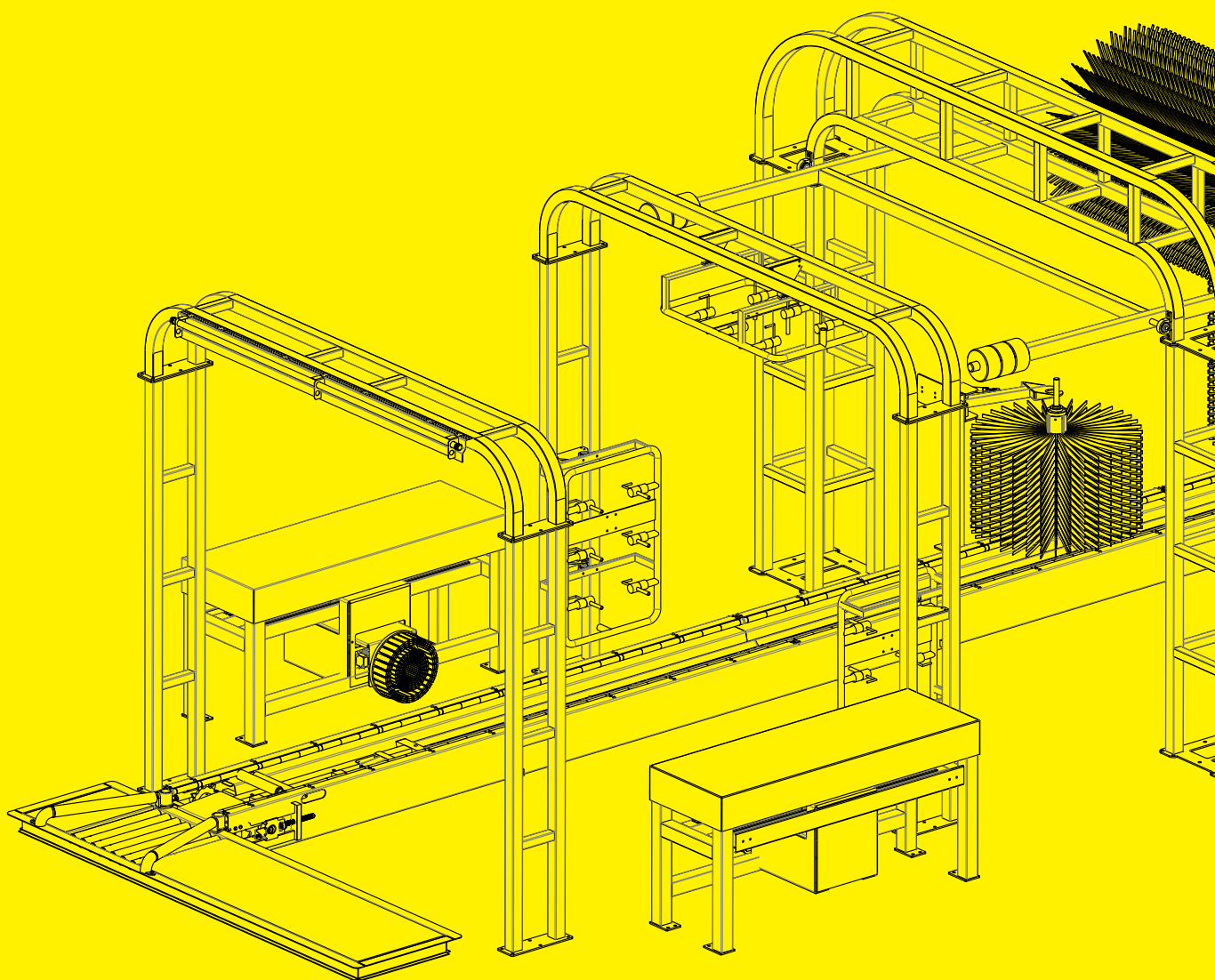
Side-brush

Top-brush

Vertical-brush

RainWax

Dryer



### Optional items

Mitter curtain brush Optional

Polish brush Optional

WheelRoller Optional

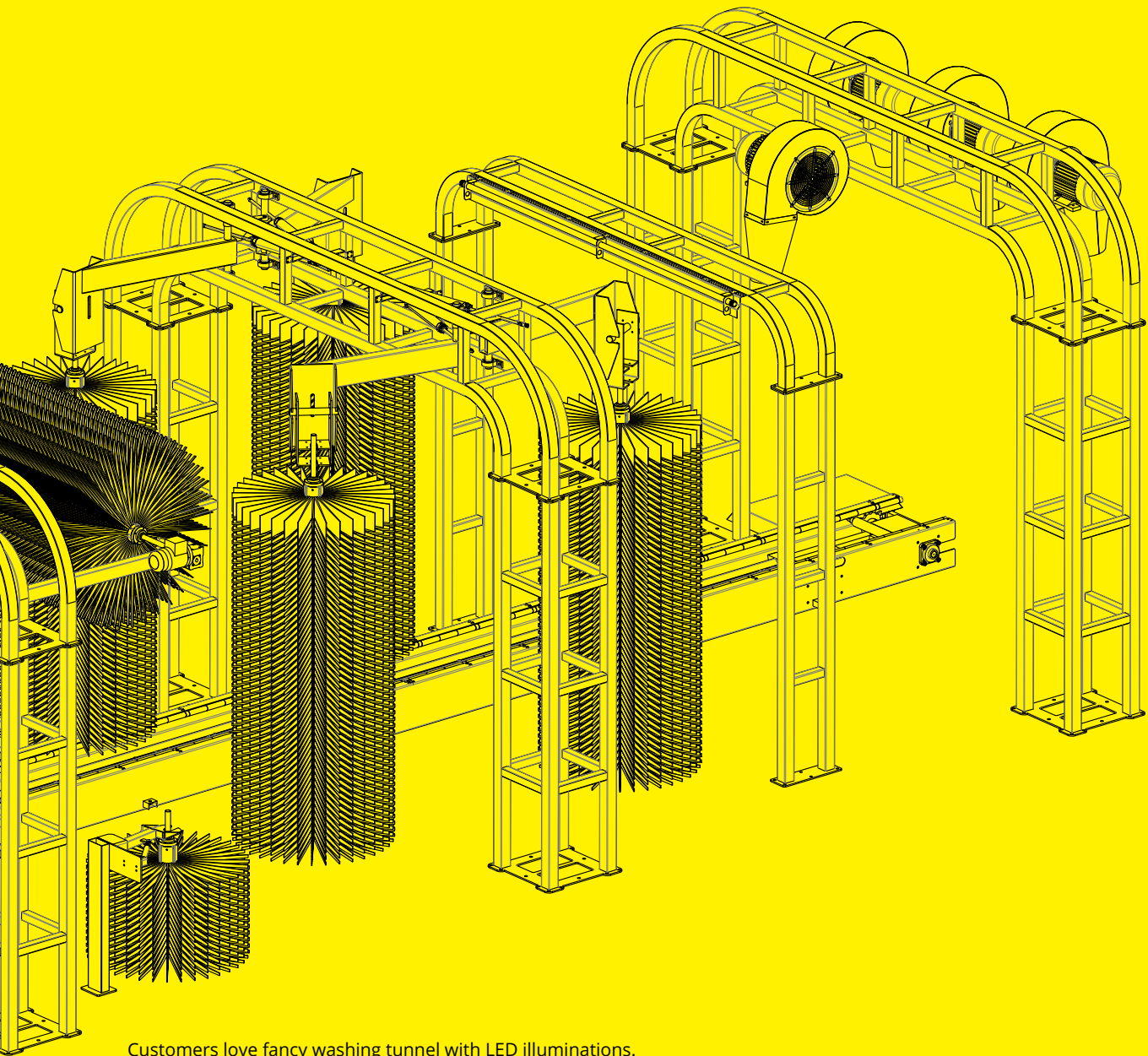
Wheel chem Optional

Prep Optional

Plastic belt conveyor Optional

Get detail price information from sales:

[info@juboinc.com](mailto:info@juboinc.com)



Customers love fancy washing tunnel with LED illuminations.

Fastest 1min automatic car wash always attract customers back and favor again.

Cleaness by #softtouch fabric brushes satisfying customers proudly.

Customers happy with fast throughput and no more boring wait long queue, step on the conveyor, wash tunnel ECO do the rest automatically 'cause it washes 3 cars in same time.

Investor happy with car wash tunnel 'cause it bringing revenue every second.

Reliable wash tunnel system due the simplest mechanic design with simplest movements.


Flexible modular wash tunnel arches can be added or removed or put in any position and order due various requirements.



DURABLE MATERIAL

PARTS	MATERIAL
Frame	Hot dip galvanized steel
Water pipes	Hot dip galvanized steel
Chemical Pipes	Chemical resistant flexible soft plastic pipe
Bridge Frame	Hot dip galvanized steel
Spray Nozzle	304 Stainless Steel
Oscilating HP Pipe	304 Stainless Steel
Lavafoam system	304 Stainless Steel
RainWax system	304 Stainless Steel
Dryer drum, impeller, bolts	Plastic/steel/304 Stainless Steel
Chassis & wheel wash pipe	304 Stainless Steel

## **AESTHETIC DESIGN IS IMPORTANT**



A aesthetic functional and robust steel framework can be very attractive and gorgeous.

Customers can use the different material roof – either curved and transparent made from robust translucent or colorful polycarbonate, in another hand discrete, long-lasting trapezoidal sheet. Either way, a special recognized logo attached on the roof will catch the eyes in a distance. The elegant diffused LED lighting is recommended to be embedded into the underside of the roof for glorify shine in the night business time .

LEDs illumination technology is not only for 55% energy savings, but also save the material cost. For illumination lifespan, LEDs also last three to five times longer in comparison to conventional fluorescent tubes.

Contact JUBO to use the proper LED lights. On request, each material can be 3D designed and imprinted for dear customers.

### **Distinctive high-quality**

Customers require a high-quality, clean and professional washing site. JUBO vehicle washing system, in visually appealing modern design variants, exude high quality and technology.

Besides: the special technical design impresses customers an independent and distinctive recognition among the competitors.

## ECOLOGICALLY CLEAN: CLEANING AGENTS

Matches the system perfectly: fully effective at all water hardness levels and specially formulated for JUBO vehicle wash systems. With special ingredients that protect the water-delivery parts against corrosion. Easily separable formulas are environmentally friendly.

**High-Pressure Wash CH0**

High pressure wash

**Active Foam CA0**

Pre-cleaning

**Intensive Dirt Remover CI0**

Pre-cleaning

**Warm Wax CW0**

Warm wax

**Warm Wax CW1**

Warm wax

**Foam Cleaner CRM0**

Foam wash

**Rim Cleaner CA1**

Rim-cleaning







# JUBO® WASH TUNNEL BELT CONVEYOR DUAL-POW-S

*Dual direction, Dual Power, Dual Belt, Dual confidence, Dual satisfaction.*

JUBO® WASH TUNNEL

[WWW.JUBOINC.COM](http://WWW.JUBOINC.COM) / [info@jubo-inc.com](mailto:info@jubo-inc.com) / +86-18005730497





Innovative car wash manufacturer

Vehicle Wash System Manufacturer  
JIAXING JUBO CO LTD  
[www.juboinc.com](http://www.juboinc.com)